



LEGEND

- EXISTING TREES TO BE RETAINED
- EXISTING TREES TO BE REMOVED DUE TO DEVELOPMENT
- EXISTING TREES TO BE REMOVED DUE TO HEALTH

- GOLF COURSE AREAS:
- PROPOSED GREEN
  - PROPOSED FAIRWAY
  - PROPOSED SHORT ROUGH
  - MOWN LONG ROUGH INCLUDING EXISTING TREES

NOTE: REFER TRAVERS 'FLORA & FAUNA SURVEY REPORT AND RESULTS' FOR DETAILS ON ALL REVEGETATION AND REGENERATION WORKS ON SITE

Issue:	Rev:	Description:	Date:
DA	A	ISSUE FOR DA	24.02.21
DA	B	RFI	19.02.22
DA	C	RFI	15.07.22

Project title:  
WALLACIA COUNTRY CLUB

Drawing title:  
SITE PLAN

As Of 2022 This Plan Adapted By:  
**VITALDESIGN**  
LANDSCAPE ARCHITECTS  
E: erik@vitaldesign.com.au M: 0422 656 075  
Former Author Of This Plan:  
NARELLE SONT  
**BOTANICA**  
LANDSCAPE AND HORTICULTURAL SPECIALISTS  
PO Box 611 Avalon NSW 2107  
Tel: (02) 9918 4016 Mobile: 0419 901 144

Job no: 210201	
Drawn by: EH	
Checked by: N/A	
Scale: 1:400 @ A1	
CAD file name:	Drw no: LPS.01/C
Plot date:	Sheet no: 1/3



- LEGEND**
- EXISTING TREES TO BE RETAINED
  - EXISTING TREES TO BE REMOVED DUE TO DEVELOPMENT
  - EXISTING TREES TO BE REMOVED DUE TO HEALTH
  - ASSET PROTECTION ZONE (APZ)
  - PROPOSED TREE
  - PROPOSED SHRUBS & GROUNDCOVERS
  - GRASS SEED VERGE TO COUNCIL REQUIREMENTS
  - 1m WIDE FIRE EGRESS PATH TO BUILDING
  - METAL EDGE - INSTALL TO MANUFACTURER'S SPECIFICATION

- GOLF COURSE AREAS:**
- PROPOSED GREEN
  - PROPOSED FAIRWAY
  - PROPOSED SHORT ROUGH
  - MOWN LONG ROUGH INCLUDING EXISTING TREES

NOTE: REFER TRAVERS 'FLORA & FAUNA SURVEY REPORT AND RESULTS' FOR DETAILS ON ALL REVEGETATION AND REGENERATION WORKS ON SITE

Issue:	Rev:	Description:	Date:
DA	A	ISSUE FOR DA	24.02.21
DA	B	RFI	19.02.22
DA	C	RFI	15.07.22

Project title:  
WALLACIA COUNTRY CLUB

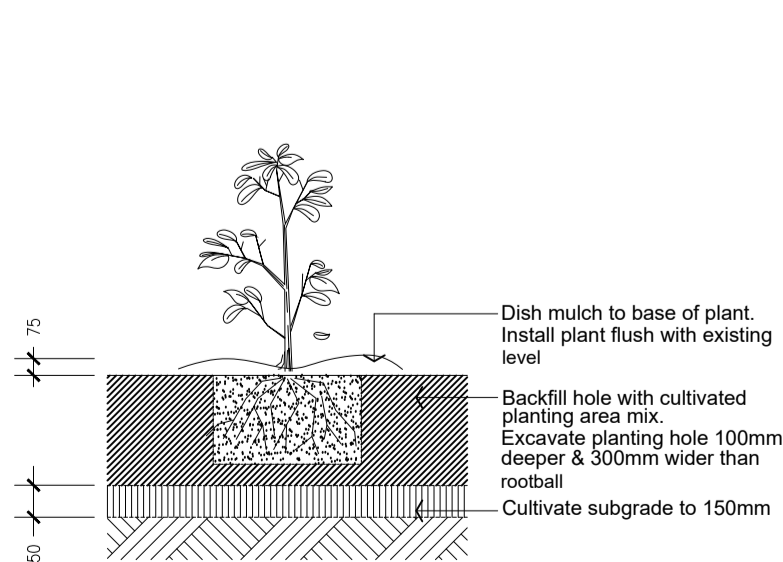
Drawing title:  
LANDSCAPE PLAN 1

As Of 2022 This Plan Adapted By:  
**VITALDESIGN**  
LANDSCAPE ARCHITECTS  
E: erik@vitaldesign.com.au M: 0422 656 075  
Former Author Of This Plan:  
NARELLE SONT  
**BOTANICA**  
LANDSCAPE AND HORTICULTURAL SPECIALISTS  
PO Box 611 Avalon NSW 2107  
Tel: (02) 9918 4016 Mobile: 0419 901 144

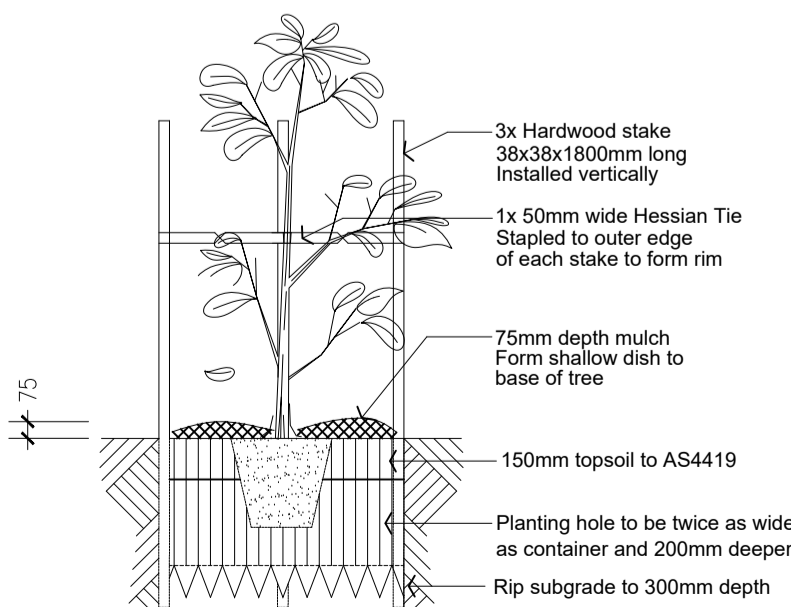
Job no: 210201	
Drawn by: EH	
Checked by: NS	
Scale: As Shown @ A1	
CAD file name:	Drw no: LP.01/C
Plot date:	Sheet no: 2/3



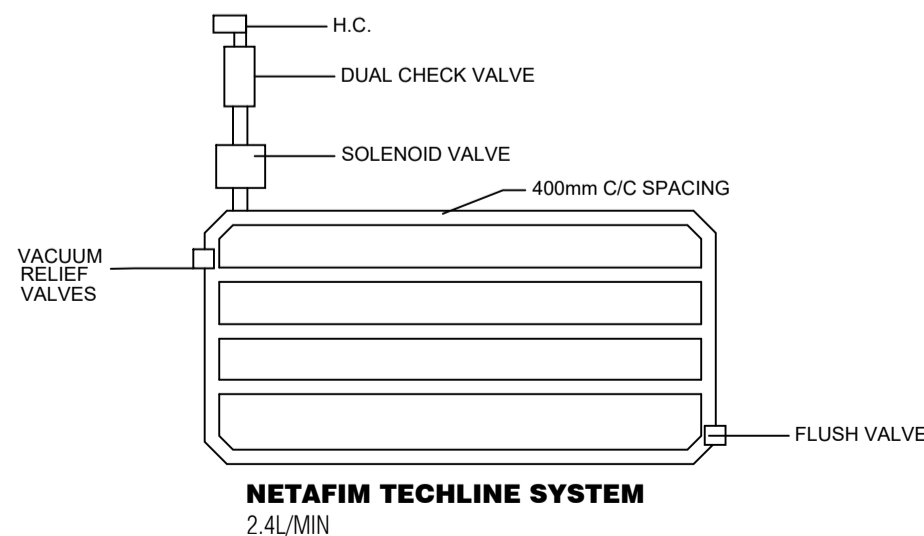
01 DETAIL PLANTING WITHIN APZ AROUND POOL/GYM & NORTH CARPARK  
1:200



02 SHRUB PLANTING DETAIL  
NTS

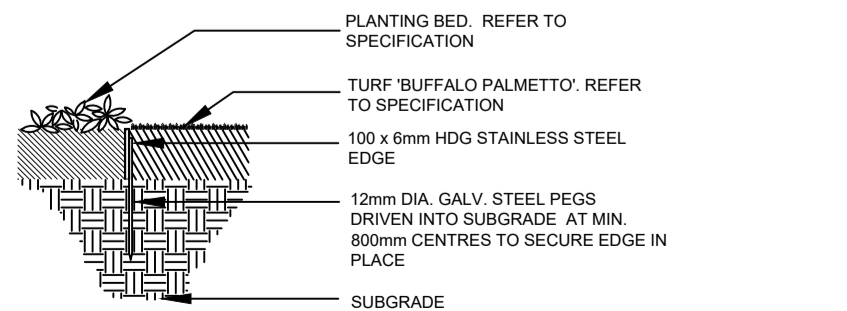


03 TREE PLANTING DETAIL  
NTS



NOTE: FLOW RATE FROM WATER SOURCE ON SITE IS TO BE ADEQUATE TO ENSURE OPTIMUM PERFORMANCE FOR THE INSTALLED DRIP IRRIGATION SYSTEM ACROSS THE SITE.

04 TYPICAL IRRIGATION DETAIL  
NTS



05 'FORM BOSS' MILD STEEL EDGE DETAIL  
NTS

#### PLANTING SCHEDULE

Key	Botanical Name	Common Name	Mat Ht	Pot Size	No's
<strong>Trees and Large Shrubs</strong>					
ACL	Acacia cognata 'Lime Magi'	Bower Wattle	5m	25 litre	5
AS	Acrona smithii	Lilly Pilly	8m	25 litre	9
BUS	Bursaria spinosa	Blackthorn	2-3m	25 litre	5
CC	Callistemon citrinus	Crimson Bottlebrush	3m	25 litre	8
CM	Corymbia maculata	Spotted Gum	15-22m	75 litre	11
ER	Elaeocarpus reticulatus	Blueberry Ash	11m	25 litre	10
SC	Syzygium 'Cascade'	Cascade Lilly Pilly	2.5m	25 litre	21
SP	Syzygium 'Phenacis'	Phenacis Lilly Pilly	6-10m	25 litre	7
TL	Trochostema laurina	Water Gum	15m	75 litre	9
<strong>Small and Medium Shrubs</strong>					
AC	Acacia cognata	Little Cog	0.9m	5 litre	9
BHP	Banksia spinulosa 'Honey Pots'	Honey Pots	1m	5 litre	23
BVN	Baeckea virgata 'Nana'	Dwarf Baeckea	1m	5 litre	23
CAW	Callistemon 'Anzac White'	Anzac White	1m	5 litre	15
DE	Doryanthes excelsa	Gymea Lily	1-2m	5 litre	41
DL*	Daviesia ulicifolia	Gorse Bitter Pea	1m	5 litre	7
DV*	Dodonaea viscosa	Hop Bush	2m	5 litre	24
GFC	Grevillea 'Fire Cracker'	Fire Cracker	1m	5 litre	37
GO*	Goodenia ovata	Goodenia	1.5m	5 litre	6
HGN	Hymenoporum 'Gold Nugget'	Gold Nugget Frangipani	0.7m	5 litre	28
LLS	Leptospermum 'Little Lemon Scents'	Little Lemon Scents	1m	5 litre	14
LP	Leptospermum polygalifolium	Yellow Tea Tree	2-3m	5 litre	4
MT	Malaleuca thymifolia	Thyme Honey Myrtle	1m	5 litre	4
STT	Syzygium 'Tiny Tree'	Tiny Tree	0.7m	5 litre	88
WF	Westringia fruticosa	Coastal Rosemary	1.5m	5 litre	6
<strong>Grasses</strong>					
DL*	Dianella longifolia	Smooth Flax Lily	0.8m	150mm	187
DRV	Dianella revoluta	Paroo Lily	0.6m	150mm	656
DT	Dianella 'Tasman'	Tasman Flax Lily	0.6m	150mm	665
LLF	Lomandra filiformis	Wattle Mat-Rush	0.4m	150mm	90
LT	Lomandra 'Tanka'	Tanka Mat-Rush	0.6m	150mm	253
LM*	Lomandra multiflora	Many Flowered Mat-Rush	0.7m	150mm	224
<strong>Groundcovers and Climbers</strong>					
AJ*	Alyce australis	Australian Bugle	0.2m	150mm	160
GBR	Grevillea 'Bronze Rambler'	Bronze Rambler	0.2m	150mm	593
GMT	Grevillea 'Mt Tamboritha'	Mount Tamboritha	0.2m	150mm	600
HFV	Hardenbergia 'Flat White'	Flat White Twining-Pea	0.2m	150mm	382
HMM	Hardenbergia 'Mini Meema'	Mini Meema	0.4m	150mm	864
HD*	Hibbertia diffusa	Guinea Flower	0.3m	150mm	332
PP	Pandorea pandorana	Wonga-Wonga Vine	0.3m	150mm	292
TJ	Trachelospermum jasminoides	Star Jasmine	0.2m	150mm	83
WFM	Westringia fruticosa 'Mund'	Mund	0.3m	5 litre	711

\*Cumberland Plain Woodland Species

#### SPECIFICATION NOTES

##### PREPARATION & CULTIVATION:

###### General

All builders rubble, spoil and excess materials are to be removed from all areas prior to planting. In natural ground garden beds the original site topsoil is to be visible prior to the commencement of all soil works.

###### Weed Eradication

All noxious plants, weeds and grasses on the site and within planting areas shall be eradicated before the commencement of landscape works.

###### Cultivation of natural ground planting beds under the canopy of existing trees

Hand cultivate to 200mm in proposed garden beds beneath the canopy spread of existing trees to be retained under the supervision and to the satisfaction of a qualified Arborist. Incorporate 100mm of organic matter to AS 4419 into cultivated soil and feather out at edges. Ensure soil for 2m radius around trunk remains at original level.

###### Cultivation of natural ground planting outside canopy of existing trees

All natural ground garden areas are to be stockpiled on site for reuse. Stockpiled topsoil is to be free from any foreign or deleterious material. The resultant subgrade is to be hand cultivated to a depth of 300mm. Where cultivation intrudes into podzol soils gypsum is to be added at the rate of 0.25 kg / square metre. A 150mm depth of first quality imported topsoil to AS 4419, or site topsoil, shall be added to garden beds and thoroughly turned in and incorporated into the cultivated subgrade prior to planting.

Imported topsoil is to be free from any material toxic to plant growth, stumps, roots, stones, clay lumps or other extraneous material and free from noxious or troublesome weeds such as nut grass, water couch, mulmumbushy couch, onion weed or oxalis. Top Soil: To AS 4419

###### TREE PROTECTION MEASURES FOR EXISTING TREES TO BE RETAINED:

###### Tree Protection fencing

Trees to be retained are to be physically protected by the installation of 1.8m high steel mesh/chairwire fencing, which is to be located a minimum of 2m away from the trunk (ideally to enclose the whole extent of the dripline) and fully enclose the tree. This fencing shall be installed prior to the commencement of demolition and construction works and shall remain in place until all works are completed. Indicate tree protection zone with signage on tree protection fencing. Sign to clearly display words "TREE PROTECTION ZONE", "DO NOT ENTER".

###### Above Ground Root Protection

No storage of materials or machinery or site offices/sheds is to occur within the dripline of existing trees to be retained. Do not mix or dispose of cement or chemicals, or stockpile any soil or rubble within this zone. Any works required under the dripline of existing trees to be retained (only as approved on the construction certificate) shall be under the direction of and to the satisfaction of a qualified Arborist.

###### Excavation in rootzone

Any excavations required for footings, structures, retaining walls, paving, etc within 3.5 metres of the trunk shall be undertaken by hand and under the direction of and to the satisfaction of a qualified Arborist. Ensure any roots which require cutting are cut cleanly.

###### SUBSOIL DRAINAGE:

###### Natural Grade Areas

In general a flexible 90mm sub soil drainage coil with sock is to be installed to all planting areas defined by retaining walls and along the interfaces between planting / lawn areas and adjacent paved areas, kerb lines, footpath edges etc on natural ground. The sub soil drainage lines will be installed and covered with free draining gravel at the base of retaining walls and in garden and lawn areas are to be sufficiently buried to ensure that they are covered with a 100mm of free draining gravel and 150mm of topsoil. The free draining gravel bed is to be covered with a 3-4 oz non-woven filter fabric. The sub soil drainage line is to be connected to the site stormwater system or the nearest drainage sump pit.

#### IRRIGATION:

An irrigation system is to access all garden areas. It is to be designed and installed by/ or under the supervision of a Landscape Contractor licensed for irrigation installation and is to include an automatic timing device, installed in lockable, dustproof, rustproof metal cabinet and backflow prevention device, installed to AS 3500-part 1-section 4. Ensure drip lines are spaced no further than 400mm apart for adequate irrigation coverage. The Landscape Contractor is to submit drawings and specifications for the system to the Project Manager for approval prior to commencing any installation work.

#### PLANTING:

All plants used are to have been grown, selected and planted in accordance with the NatSpec specifications. Planting is to be overseen by, and plant selection to be carried out by, a qualified Horticulturalist (Minimum Australian Qualification Framework Level 4). Plant sizes are to be in accordance with the Plant Schedule. Plants will not be substituted with other species, varieties or container sizes without consulting the Landscape Architect who will seek Council approval.

#### STAKING:

Stake all trees in 75 litre pot sizes or larger. Stakes are to be driven into the ground for 1/3 of their length. Stakes are to be straight, with no knots, and 50mm x 50mm x 1800mm treated pine, pointed at one end. Three stakes are to be used per tree. Stakes are to form a triangular pattern surrounding the trunk of the tree, with each stake placed to avoid damage to the roots of the tree. Stakes are to be tied with three Hessian ties of 30mm thickness, one at bottom of stakes, one midway and one at top. Configure hessian ties in a triangle, encompassing wooden stakes. Twist Hessian tie once before stapling to each stake.

#### FERTILISER:

Fertiliser is to be slow release fertiliser equivalent to 'Osmocote' for ornamentals and 'Osmocote' low phosphorous for indigenous species and is to be applied to the bed at manufacturer's specified rates before mulch is applied.

#### MULCH:

Mulch is to be 35mm of pea gravel and/or river pebbles.

#### GARDEN EDGE:

Garden edging is to be metal edging by Formboss or equivalent.

#### MAINTENANCE REQUIREMENTS FOR THE LIFE OF THE DEVELOPMENT:

- Maintain minimal free fuel at ground level;
- Grass mowed or grazed;
- Trees and shrubs pruned regularly to ensure they are retained as clumps or islands;
- Lower limbs of trees removed up to a height of 2 metres above the ground;
- As trees mature, where necessary, the canopies of adjacent trees should be pruned to ensure a minimum 2.5 metres distance between canopies is maintained at all times;
- All groupings of single species are to be maintained and clipped as a single clump

#### GENERAL MAINTENANCE REQUIREMENTS

All landscape works are to be maintained for a period of 12 months after construction. Plants, which have failed to thrive, are to be replaced. Mulch is to be maintained at specified depths. All planting is to be watered on a regular basis to maintain moisture levels required for optimum growth. All beds and areas around plants are to be maintained free from weeds. After proper establishment all plants are to be tip pruned to encourage dense growth and maintain shape to all plants. Plants of the same species are to be maintained as one band of planting and not individual specimens.

#### LEGEND



EXISTING TREES TO BE RETAINED



EXISTING TREES TO BE REMOVED DUE TO DEVELOPMENT



EXISTING TREES TO BE REMOVED DUE TO HEALTH




ASSET PROTECTION ZONE (APZ)




PROPOSED TREE



PROPOSED SHRUBS & GROUNDCOVERS



1m WIDE FIRE EGRESS PATH TO BUILDING



METAL EDGE - INSTALL TO MANUFACTURER'S SPECIFICATION


#### GOLF COURSE AREAS:



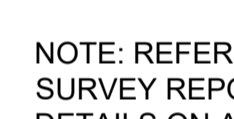
PROPOSED GREEN



PROPOSED FAIRWAY



PROPOSED SHORT ROUGH



MOWN LONG ROUGH INCLUDING EXISTING TREES)

NOTE: REFER TRAVERS 'FLORA & FAUNA SURVEY' REPORT AND RESULTS' FOR DETAILS ON ALL REVEGETATION AND REGENERATION WORKS ON SITE

Issue:	Rev:	Description:	Date:
DA	A	ISSUE FOR DA	24.02.21
DA	B	RFI	19.02.22
DA	C	RFI	15.07.22

#### Project title:

WALLACIA COUNTRY CLUB

#### Drawing title:

LANDSCAPE PLAN 2

#### As Of 2022 This Plan Adapted By:

**VITALDESIGN**  
LANDSCAPE ARCHITECTS  
E: enik@vitaldesign.com.au M: 0422 656 075

#### Former Author Of This Plan:

NARELLE SONTNER  
**BOTANICA**  
LANDSCAPE AND HORTICULTURAL SPECIALISTS

Job no: 210201


Drawn by: EH

Checked by: NS

Scale: As Shown @ A1

CAD file name:

Plot date:



Drw no:

LP.02/C

Sheet no:

3/3